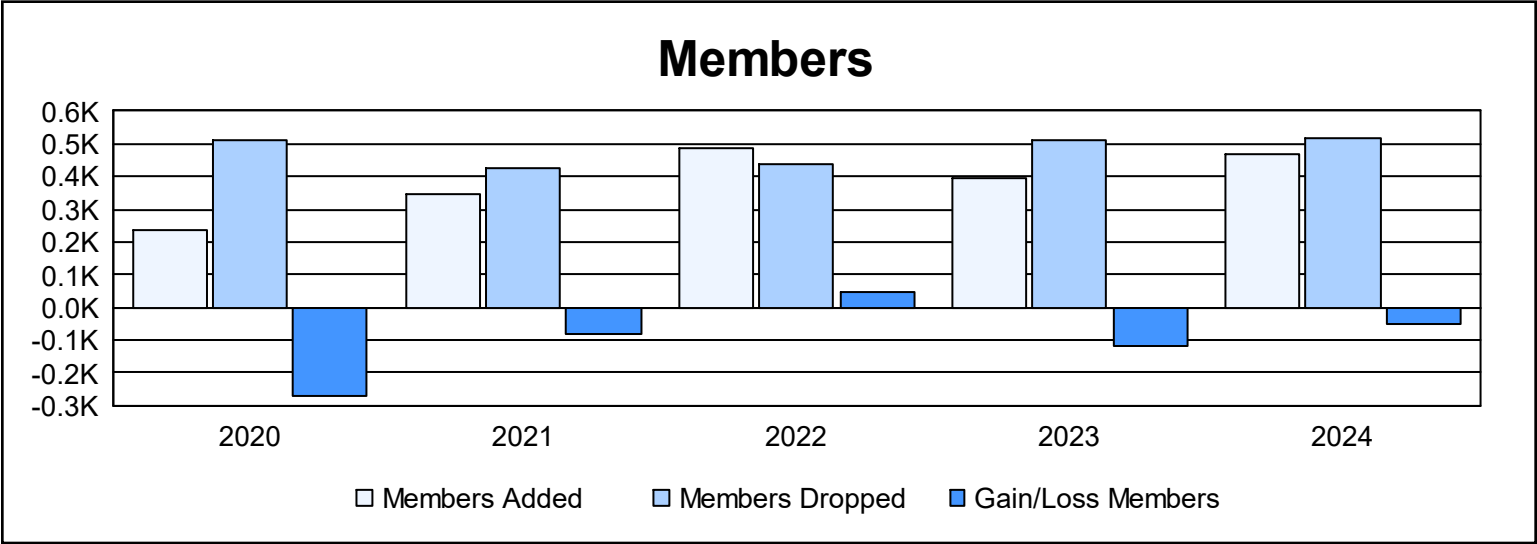
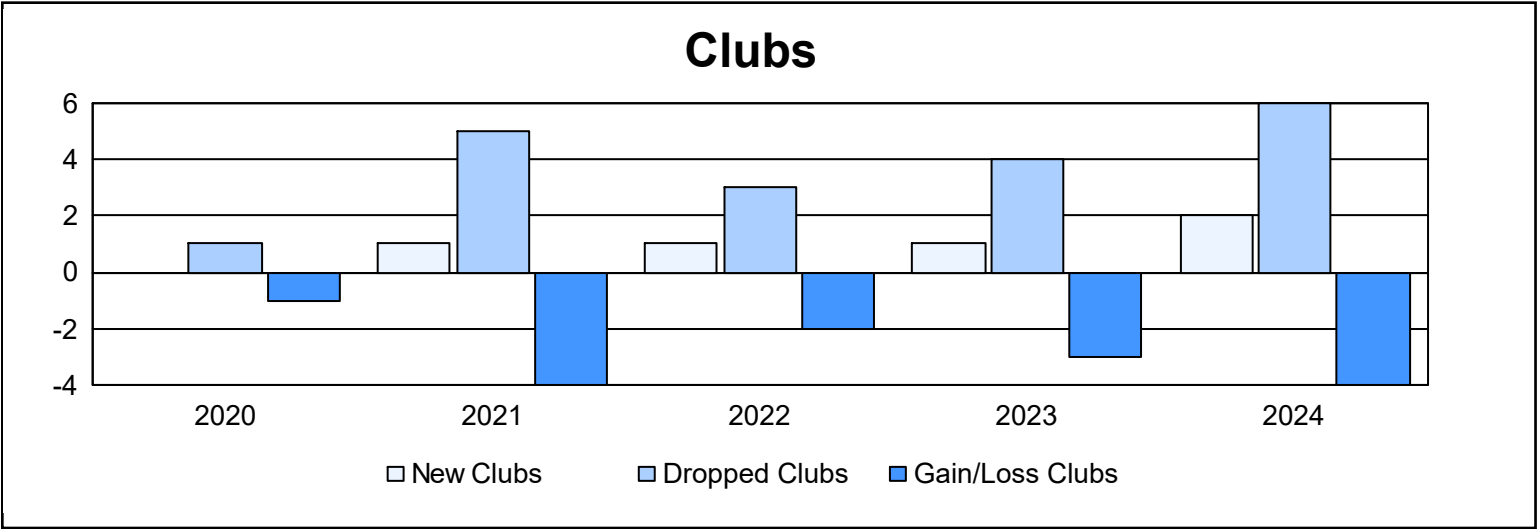
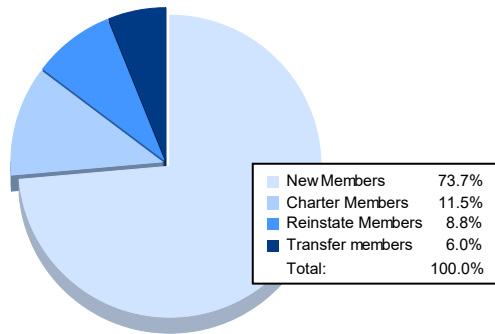


Year	New Clubs	Dropped Clubs	Gain/ Loss Clubs	New Members	Charter Members	Reinstate Members	Transfer Members	Total Member Added	Total Members Dropped	Gain/ Loss Members
2019-2020	0	1	-1	194	7	14	22	237	510	-273
2020-2021	1	5	-4	270	32	24	18	344	428	-84
2021-2022	1	3	-2	400	23	28	36	487	440	47
2022-2023	1	4	-3	336	31	8	22	397	514	-117
2023-2024	2	6	-4	345	54	41	28	468	518	-50
Average	1	4	-3	309	29	23	25	387	482	-95



Membership Composition June 2024 Cumulative



Gender Composition June 2024 Cumulative

